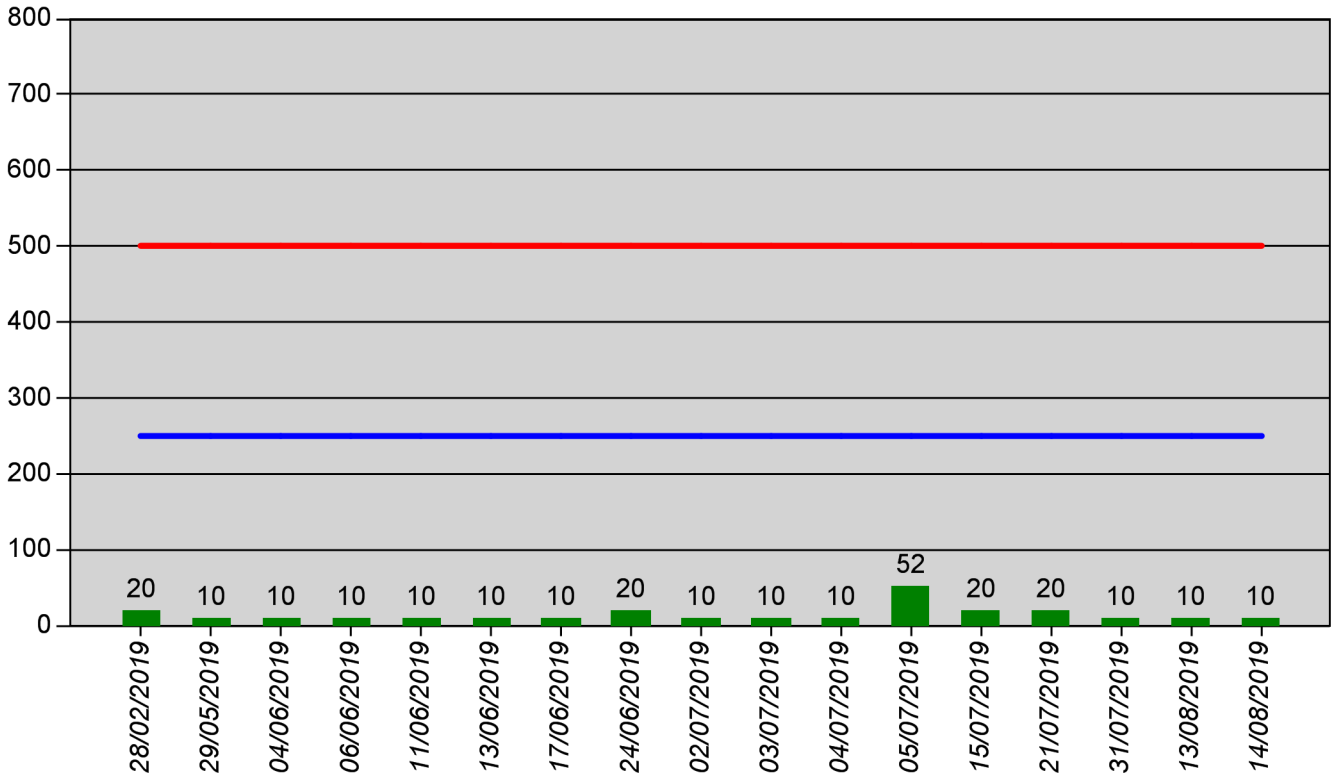



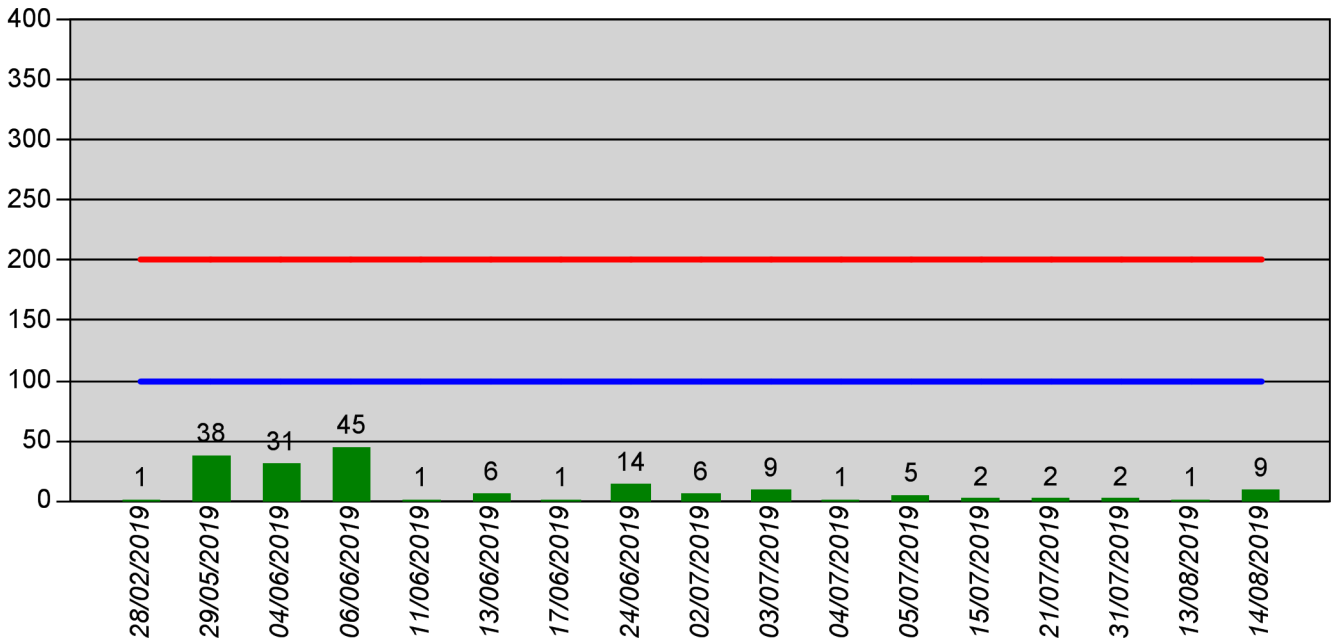

# Bathing Water Analysis at The 40ft

Between 01/01/2019 And 14/08/2019

## E. Coli (cfu/100ml)



## Enterococci (cfu/100ml)



## WHAT DO THESE RESULTS MEAN?

<b>Bacteria Name</b>	<b>E. Coli</b>	<b>Enterococci</b>
<b>Amount Sampled</b>	cfu/100ml	cfu/100ml
<b>Excellent Quality</b>	250(*)	100(*)
<b>Good Quality</b>	500(*)	200(*)
<b>Test Date</b>		
28/02/2019	20	1
29/05/2019	10	38
04/06/2019	10	31
06/06/2019	10	45
11/06/2019	10	1
13/06/2019	10	6
17/06/2019	10	1
24/06/2019	20	14
02/07/2019	10	6
03/07/2019	10	9
04/07/2019	10	1
05/07/2019	52	5
15/07/2019	10	1
15/07/2019	10	1
21/07/2019	20	2
31/07/2019	10	2
13/08/2019	10	1
14/08/2019	10	9

(\*) Based upon a 95-percentile evaluation

### Blue Flag and Bathing Water Quality

The bathing water is continuously monitored for the different types of bacteria shown in the tables above and is tested at least every 15 days. In this table you can see when the water has been analysed and how many bacteria were found.

A small number of bacteria will tell you that the water is very clean - a high number of bacteria will tell you that the water may be polluted.

**E. Coli** Escherichia coli is a faecal coliform and indicator organism because it occurs in the intestinal flora of both animals and humans. Contamination allows the organism to spread to water environments where its presence indicates faecal contamination.

**Enterococci** Enterococci are widely distributed in the environment and are normal commensals of the intestinal tracts of animals, birds and humans. Its presence is indicative of faecal contamination.