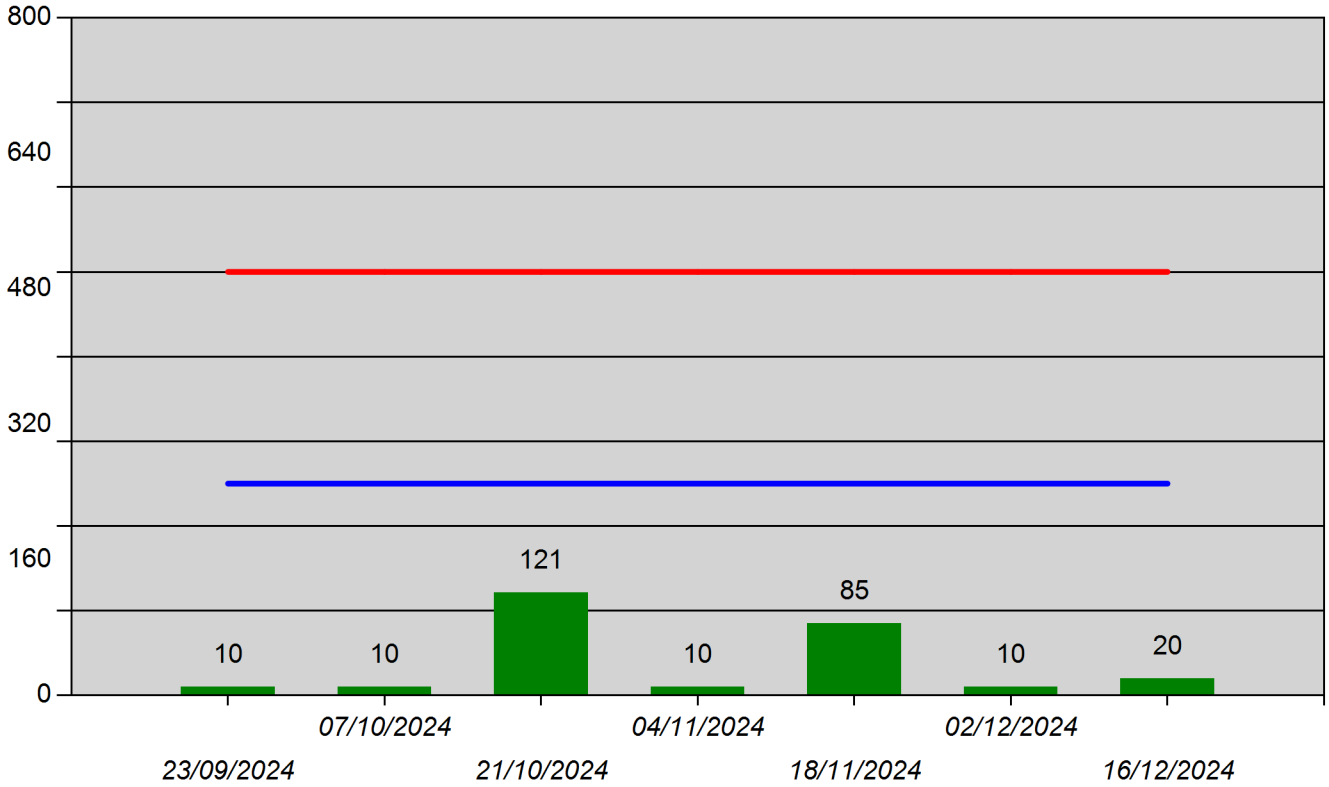



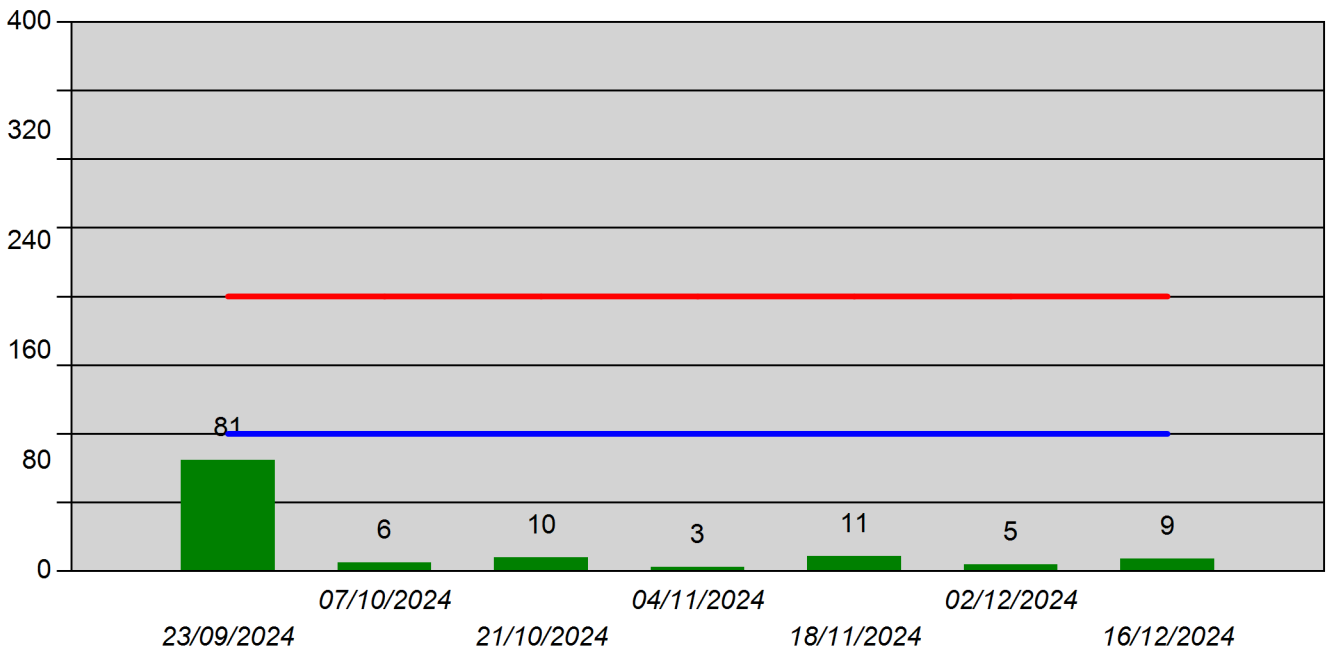
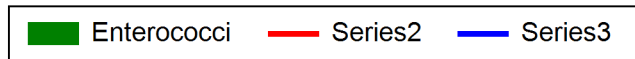
# Bathing Water Analysis at Coliemore Harbour

Between 16/09/2024 And 16/12/2024

## E. Coli (cfu/100ml)



## Enterococci (cfu/100ml)



## WHAT DO THESE RESULTS MEAN?

| Bacteria Name     | E. Coli   | Enterococci |
|-------------------|-----------|-------------|
| Amount Sampled    | cfu/100ml | cfu/100ml   |
| Excellent Quality | 250(*)    | 100(*)      |
| Good Quality      | 500(*)    | 200(*)      |
| <b>Test Date</b>  |           |             |
| 23/09/2024        | 10        | 81          |
| 07/10/2024        | 10        | 6           |
| 21/10/2024        | 121       | 10          |
| 04/11/2024        | 10        | 3           |
| 18/11/2024        | 85        | 11          |
| 02/12/2024        | 10        | 5           |
| 16/12/2024        | 20        | 9           |

(\*) Based upon a 95-percentile evaluation

### Blue Flag and Bathing Water Quality

The bathing water is continuously monitored for the different types of bacteria shown in the tables above and is tested at least every 15 days. In this table you can see when the water has been analysed and how many bacteria were found.

A small number of bacteria will tell you that the water is very clean - a high number of bacteria will tell you that the water may be polluted.

**E. Coli** Escherichia coli is a faecal coliform and indicator organism because it occurs in the intestinal flora of both animals and humans. Contamination allows the organism to spread to water environments where its presence indicates faecal contamination.

**Enterococci** Enterococci are widely distributed in the environment and are normal commensals of the intestinal tracts of animals, birds and humans. Its presence is indicative of faecal contamination.